

A nighttime photograph of the Singapore skyline, featuring the Marina Bay Sands hotel and the ArtScience Museum. The buildings are illuminated, and their lights reflect on the water in the foreground. The sky is dark blue.

APPLICATION GUIDE

For Singapore Cooperation Programme Courses

5-Step Application Process

1

Search for a course.

2

Check eligibility and course details.

3

Fill in application.

4

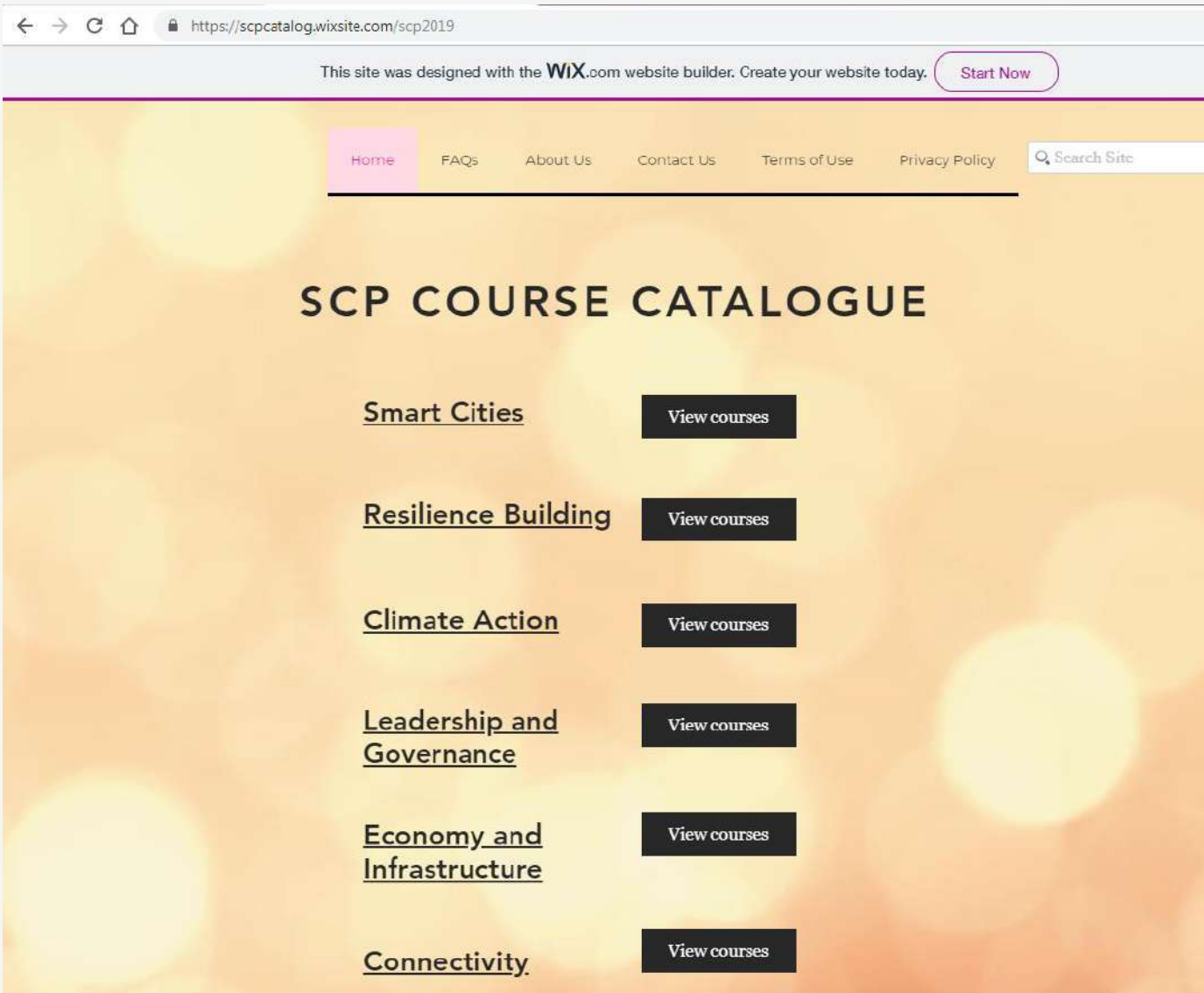
Submit application.

5

Seek NFP endorsement.

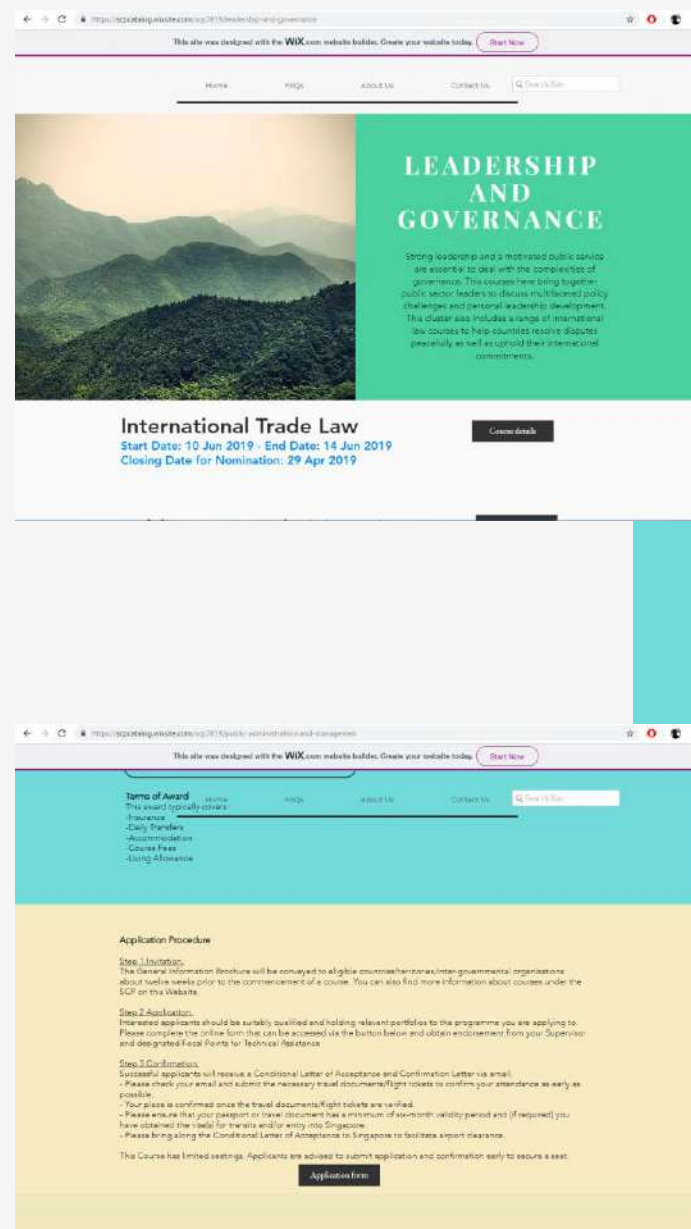
1. Search for a course

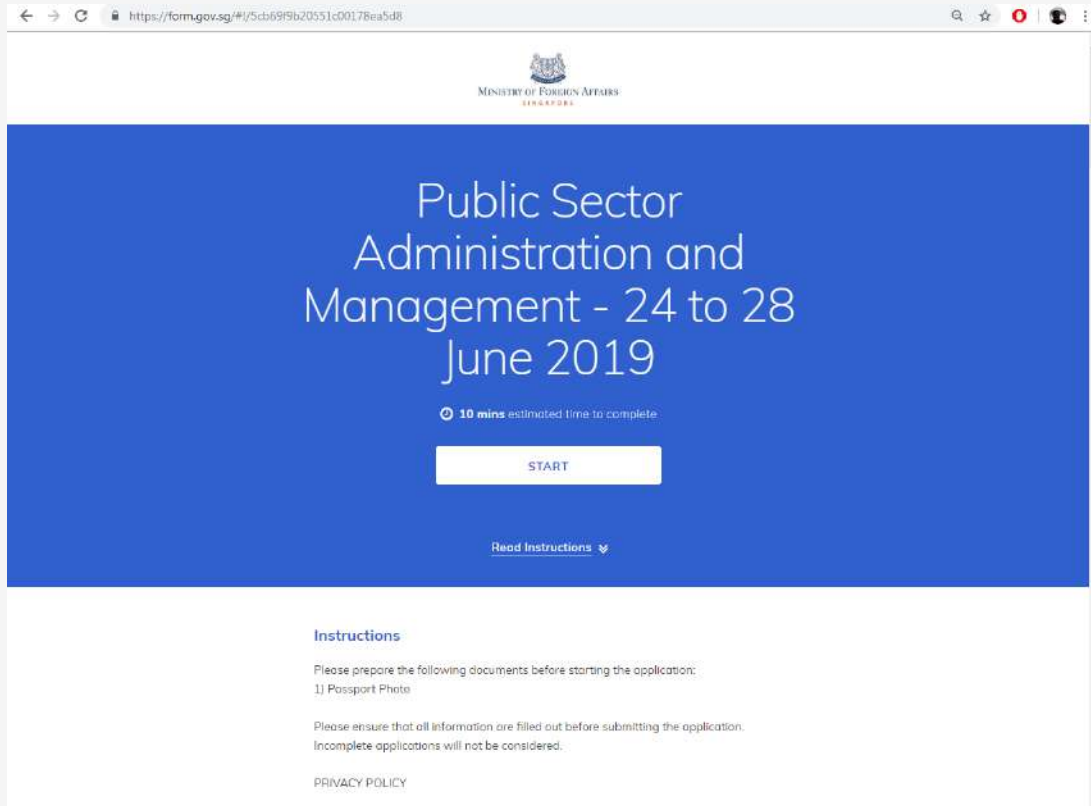
- Browse our course catalogue at our website (<http://scpcatalog.wixsite.com/scp2019>).
- Click on any of the categories for the list of courses under that category.
- Select a course in the listing for more details (e.g. course synopsis, course dates, etc.).



2. Check eligibility and course details

- At the course details page, check the eligibility criteria and application details to ensure that you meet the requirements.
- Click on “Application Form” at the bottom the page to apply for the course.

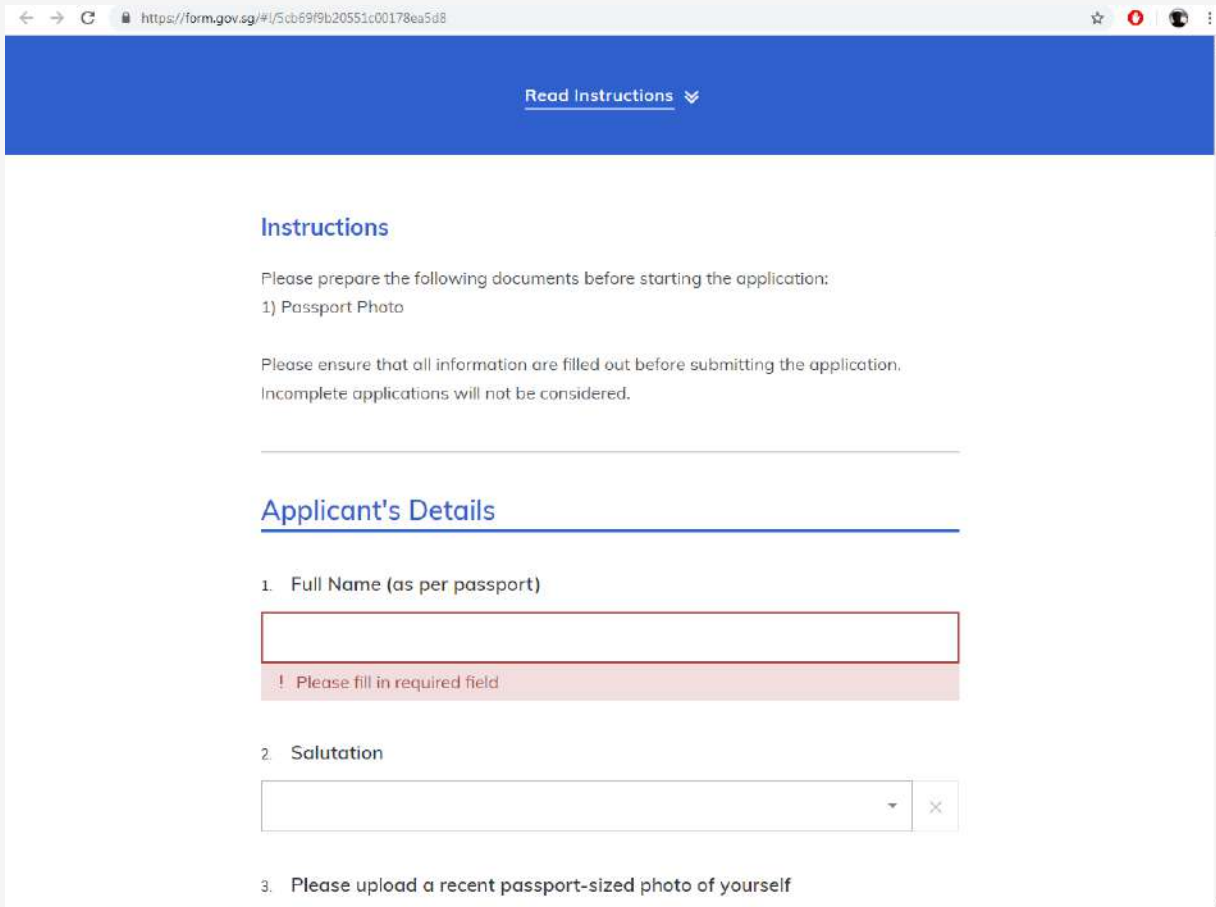




3. Fill in Application

- Follow the instructions on the page when filling in the Application Form.
- When doing so, ensure that you have the following documents/information on hand:
 1. Softcopy of **passport photo** (in jpeg, jpg, png)
 2. **Curriculum vitae** (or employment and educational records)
 3. **Supervisor's email address**

3. *Fill in Application*




The screenshot shows a web browser window with the URL <https://form.gov.sg/#/5cb69f9b20551c00178ea5d8>. The page has a blue header with a "Read Instructions" link. Below the header, the "Instructions" section states: "Please prepare the following documents before starting the application: 1) Passport Photo. Please ensure that all information are filled out before submitting the application. Incomplete applications will not be considered." The "Applicant's Details" section follows, with a redacted name field (1. Full Name (as per passport)) showing a red border and a message: "! Please fill in required field". Below this is a salutation dropdown menu (2. Salutation) and a third instruction (3. Please upload a recent passport-sized photo of yourself).

- Please complete all fields **except** the last field which is meant for your National Focal Point.
- Once you have completed the application, click on the "Submit" button.
- You would be prompted to complete/correct any field that has missing/incorrect information.

← → ↻ https://form.gov.sg/#/5cb69f9b20551c00178ea5d&/preview ☆ 🔴 👤

Preview mode Edit form


MINISTRY OF FOREIGN AFFAIRS
SINGAPORE






Thank you for your interest in our SCP courses.

We will process the application, and update you in due course.

Like us on our Facebook page <https://www.facebook.com/SCPFriends/> today!

[Submit another application](#)

How would you rate your overall experience today?
Help us improve by sharing with us how we did.

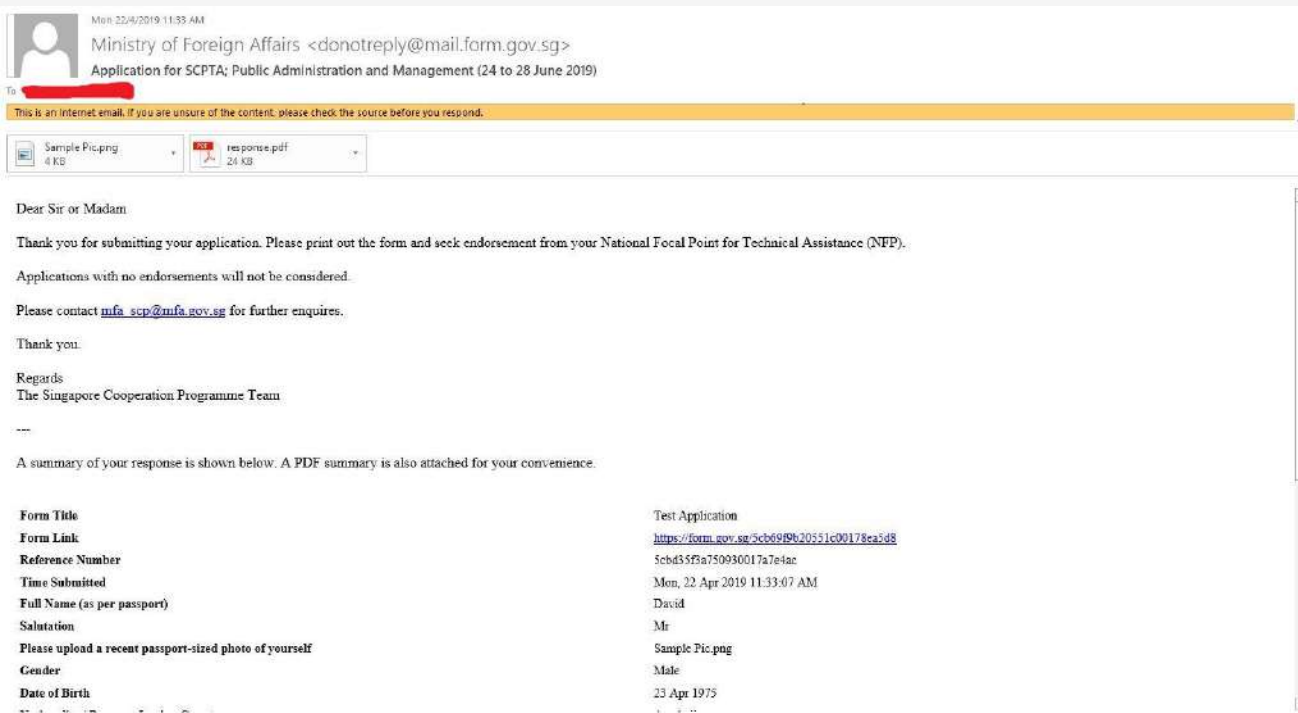
Any other feedback?

4. *Submit Application*

- Once ready, click on the “Submit Application” button.
- You will land on the “Thank You” page (see example on the left) upon successful application.

5. *Seek NFP endorsement*

- An acknowledgement email, which includes a copy of the completed application form, will be sent to you.
- Print this form and submit it to your National Focal Point for endorsement.
- Lastly, wait to hear from us on the results of your application.





SINGAPORE COOPERATION PROGRAMME

Technical Cooperation Directorate

Ministry of Foreign Affairs

Tanglin

Singapore 248163

Tel: (65) 6379 8000

Email: mfa_scp@mfa.gov.sg